




Faster DF Series - Diagnostic Coupling

- Connection system: Pushing the male coupling
- Disconnection system: Pulling back the sleeve
- Connectability: Without pressure
- Disconnection under pressure: Not allowed
- Shut-off system: Flat valve
- Interchangeable: According to ISO 15171-1 standards

	
MALE PART NUMBER	FEMALE PART NUMBER
DF0414NPTM	DF0414NPTF
-	DF041-14NPTF

THREAD		FLOW RATE	MAX WORKING PRESSURE
1/4" NPT Female	12.6mm	2 lpm	470 bar
1/4" NPT Male	12.6mm	2 lpm	470 bar

Faster Series HNV - ISO B

Commonly used in Industrial and Chemical Industry Application

- Connection system: Pulling back the sleeve
- Disconnection system: Pulling back the sleeve
- Connectability: Without pressure
- Disconnection under pressure: Not allowed
- Shut-off system: Poppet valve
- Interchangeable: According to ISO 7241-1 part B standard

	
MALE PART NUMBER	FEMALE PART NUMBER
HNV18GASM	HNV18GASF
HNV34GASM	HNV34GASF
HNV1GASM	HNV1GASF

FEMALE THREAD	BASE	FLOW RATE	MAX WORKING PRESSURE
1/8" BSP	02	5 lpm	500 bar
3/4" BSP	12	190 lpm	250 bar
1" BSP	16	270 lpm	300 bar